
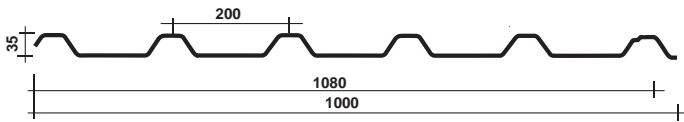


## GENUS GR6/35



spessore (mm)	interasse cm							
100	120	140	160	180	200	220	240	
0,60	757	526	364	244	171	125	94	72
0,70	883	613	424	284	200	146	109	84
0,80	1010	701	485	325	228	166	125	96
1,00	1262	876	606	406	285	208	156	120
1,20	1514	1052	727	487	342	249	187	144

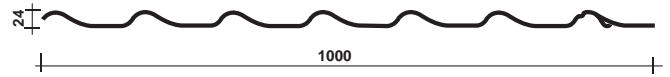


spessore (mm)	interasse cm							
100	120	140	160	180	200	220	240	
0,60	946	657	483	370	285	208	156	120
0,70	1104	767	563	431	333	243	182	140
0,80	1262	876	644	493	380	277	208	160
1,00	1577	1095	805	616	475	347	260	201
1,20	1893	1315	966	739	570	416	312	241



PRODOTTI PRESSO IL  
NOSTRO STABILIMENTO  
A TIMISOARA (ROMANIA)

## GENUS TEGOLA



### ACCIAIO

spessore (mm)	peso (Kg/m²)	Jxx (cm⁴/m)	Wxx (cm³/m)
0,50	5,21	3,72	2,40
0,60	4,61	4,55	2,93
0,80	6,29	6,21	3,97

### ALLUMINIO

spessore (mm)	peso (Kg/m²)	Jxx (cm⁴/m)	Wxx (cm³/m)
0,70	2,15	5,30	3,39
0,80	2,49	6,13	3,91

